



**Select Shooting Supplies**  
quality products for the serious shooter

# 2019 IPSC CANADA SHOTGUN NATIONAL CHAMPIONSHIP

SEPTEMBER 19-21, 2019

CRUMLIN SPORTSMENS  
ASSOCIATION  
3384 Gore Road  
London, Ontario  
N6M 1E9



OXFORD FISH AND  
GAME CLUB  
545324 Pattullo Avenue  
Woodstock, Ontario  
N3S 7X6





## **Match Directors' Welcome Message**

Greetings fellow shooters,

First and foremost, we would like to welcome everyone to the 2019 IPSC Canada Shotgun National Championship. This is the first ever national shotgun championship, and only the second ever level 3 held in Canada.

It is fantastic to see competitors from coast to coast want to come and test their skills against the rest of the country, and make new lifelong friends in the IPSC community.

It is also very humbling to have competitors from other countries make the effort to attend our match, and we look forward to seeing our friends from the USA, Great Britain and Russia.

We'd like to thank the numerous volunteers that have given their time to ensure you have the best possible experience, and a safe competition. The build crews, those helping with the logistics of the match, and the Range Officials, none of this would be possible without them. Please make sure to take the time and thank them when you see them.

For a match of this size to be successful, it requires both the people on the ground and the support of our sponsors to make the vision of the match directors come to life. We've received truly great support from our sponsors, and can't thank them enough for contributing to this first ever shotgun championship.

You will find a list of these great people and companies on the next page, but we wanted to make special note of a few of them. These sponsors not only graciously contributed to the match, but were the first to sign on, and in fact approached us practically before the final decision to host the nationals was confirmed.

Our title sponsor **SELECT SHOOTING SUPPLIES**

Dean has supported the shooting sports for some time now, and we thank him for his generosity. Please visit him at in the vendor area and thank him.

Blair Mott of **MOTT LIOKOSSIS WEALTH MANAGEMENT GROUP**.

Blair was very upset when Dean beat him to the punch as title sponsor.

Let's help ease that pain by giving him a call to discuss your investment portfolio.

**TACTICAL ORDNANCE INC**

Casey and Peter build some amazing shotguns and accessories, many of which you will see amongst your squad mates and have a chance to see and discuss at their vendor table.

All of our sponsors have given graciously to support our match.

**Please support those who support our sport!**

Safe travels and have a great match.

Sincerely,

*Your 2019 IPSC Canada Shotgun National Championship Match Directors*



# PLEASE THANK AND SUPPORT OUR SPONSORS



**Select Shooting Supplies**  
quality products for the serious shooter



**TACTICAL ORDNANCE INC**



**NATIONAL BANK  
FINANCIAL**

WEALTH MANAGEMENT



**MOTT LIKOSSIS**

WEALTH MANAGEMENT GROUP



**BERETTA**

**Benelli**  
simply perfect



**Stoeger**  
Every Day Tough

**ODEL**  
O'DELL ENGINEERING LTD.

**CANUCK**  
TRUE NORTH STRONG AND FREE

**DERY**

**KING**  
COMPETITION

25th Anniversary  
**SHOOTER'S CHOICE**  
WHERE SHOOTING SPORTS COMBINE

**MAG LOAD**

**VORTEX**  
OPTICS

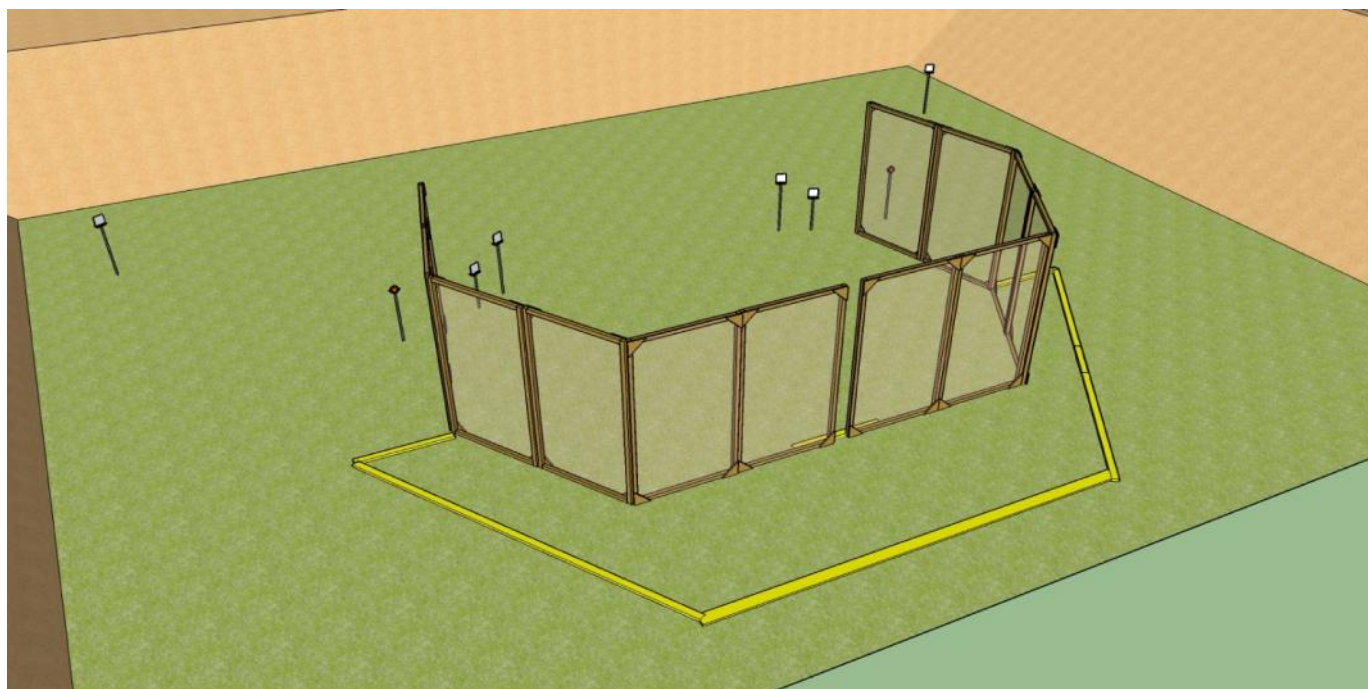
**CHALLENGER**





## STAGE 1 - SHORT COURSE OF FIRE

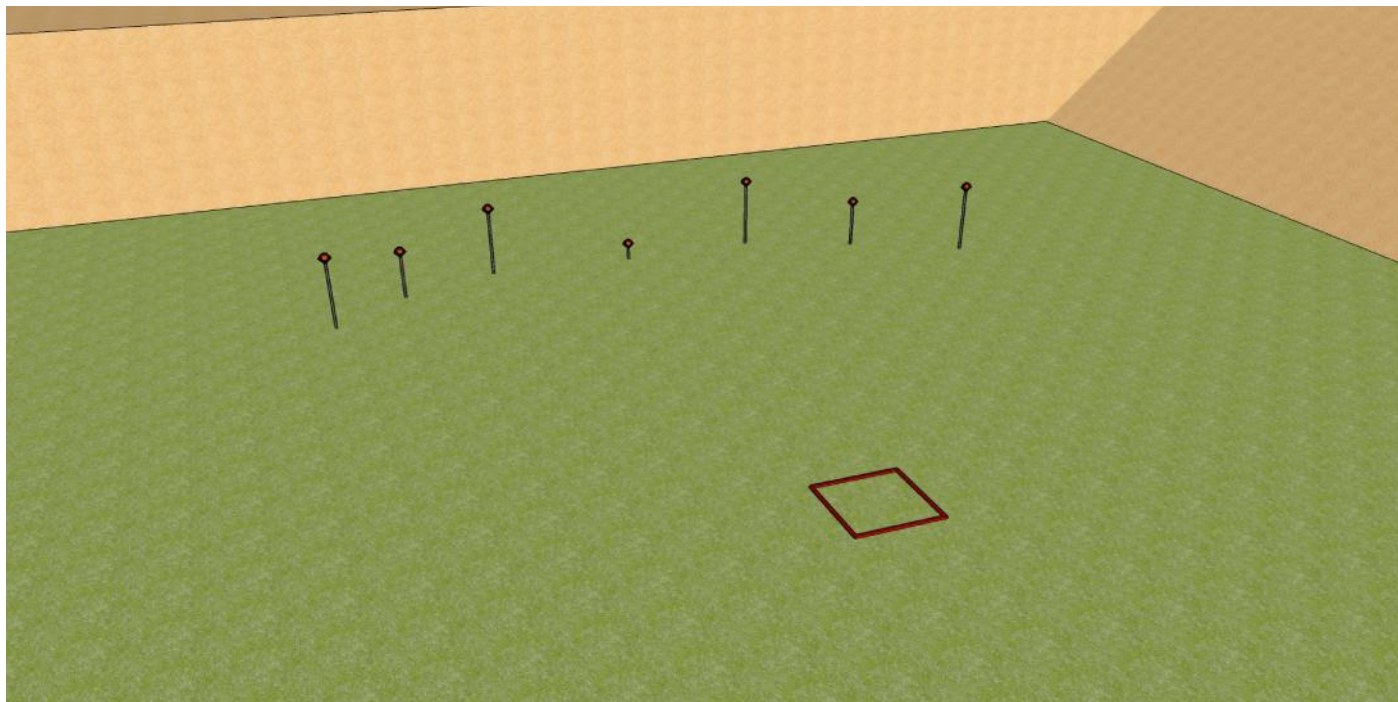
<b>TARGETS:</b>		6 Plates 2 Frangible Clays	<b>MINIMUM NUMBER OF ROUNDS:</b>	8
<b>AMMUNITION:</b>		BIRDSHOT	<b>POSSIBLE POINTS:</b>	40
<b>TIME START:</b>		Audible		
<b>SHOTGUN READY CONDITION:</b>	Option 2	Magazine filled/fitted, chamber empty and the action closed.	<b>COMPETITOR READY CONDITION:</b>	Standing erect, shotgun held in both hands stock touching competitor at hip level, trigger guard downwards, muzzle pointed downrange with fingers outside trigger guard, as demonstrated.
<b>PROCEDURE:</b> On the start signal, engage targets from within the designated area.				





## STAGE 2 - SHORT COURSE OF FIRE

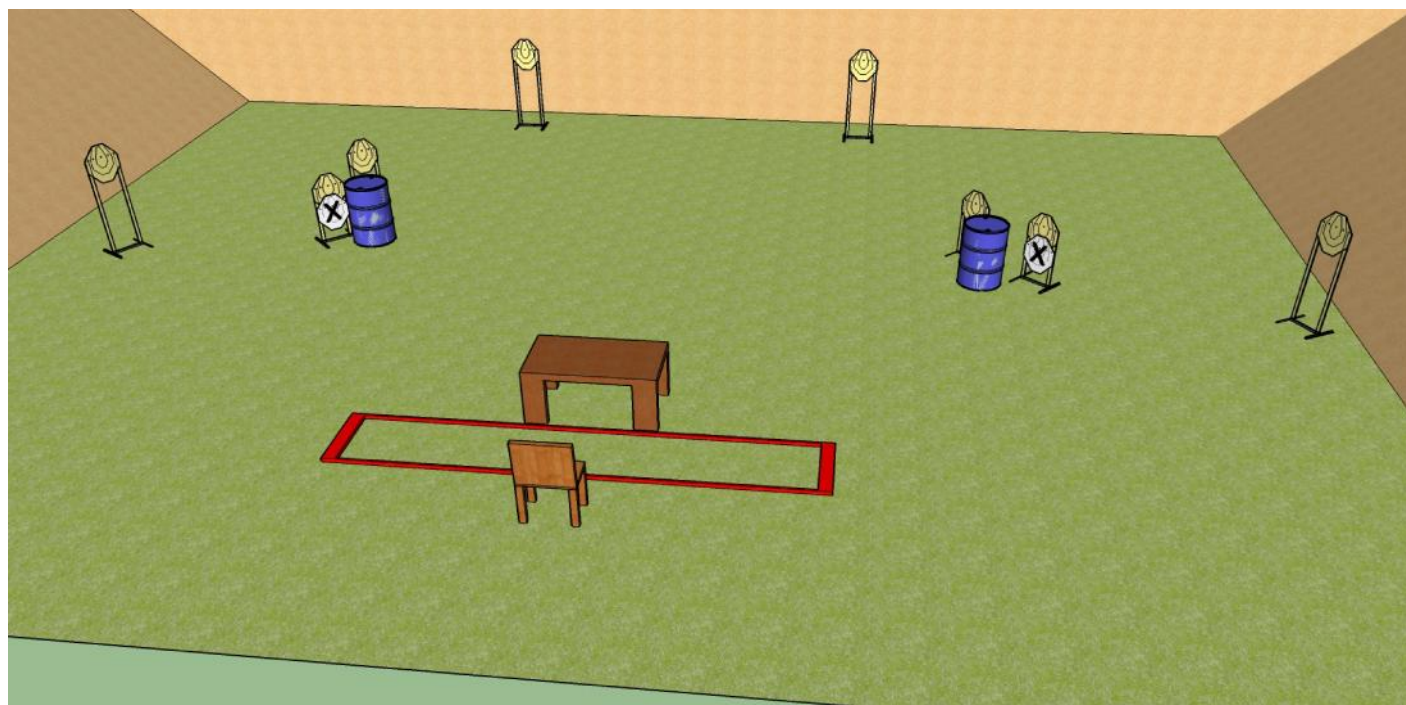
<b>TARGETS:</b> 7 Frangible Clays		<b>MINIMUM NUMBER OF ROUNDS:</b> 7	
<b>AMMUNITION:</b> BIRDSHOT		<b>POSSIBLE POINTS:</b> 35	
<b>TIME START:</b> Audible			
<b>SHOTGUN READY CONDITION:</b>	Option 3 Firearm is unloaded.	<b>COMPETITOR READY CONDITION:</b>	Standing erect, shotgun held in both hands stock touching competitor at hip level, trigger guard downwards, muzzle pointed downrange with fingers outside trigger guard, as demonstrated.
<b>PROCEDURE:</b> On the start signal, engage targets from within the designated area.			





## STAGE 3 - SHORT COURSE OF FIRE

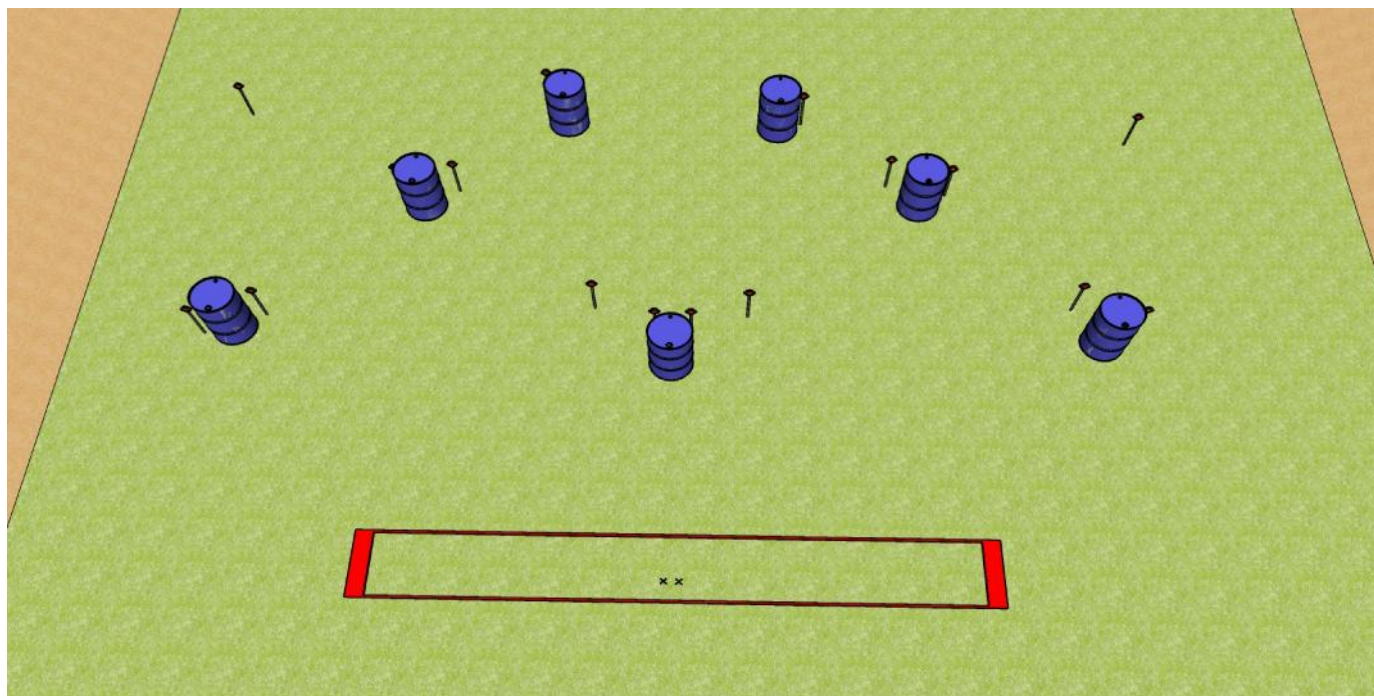
<b>TARGETS:</b> 8 IPSC Classic Paper 2 IPSC Classic Penalty Target		<b>MINIMUM NUMBER OF ROUNDS:</b> 8	
<b>AMMUNITION:</b> SLUG		<b>POSSIBLE POINTS:</b> 40	
<b>TIME START:</b> Audible			
<b>SHOTGUN READY CONDITION:</b>	Option 1 Firearm is loaded, safety engaged, placed on table within the indicated area.	<b>COMPETITOR READY CONDITION:</b>	Competitor seated in chair with hands on knees, as demonstrated.
<b>PROCEDURE:</b> On the start signal, engage targets from within the designated area with one hit each. Best scoring hit per target. Note, table and chair are outside the designated shooting area.			





## STAGE 4 - MEDIUM COURSE OF FIRE

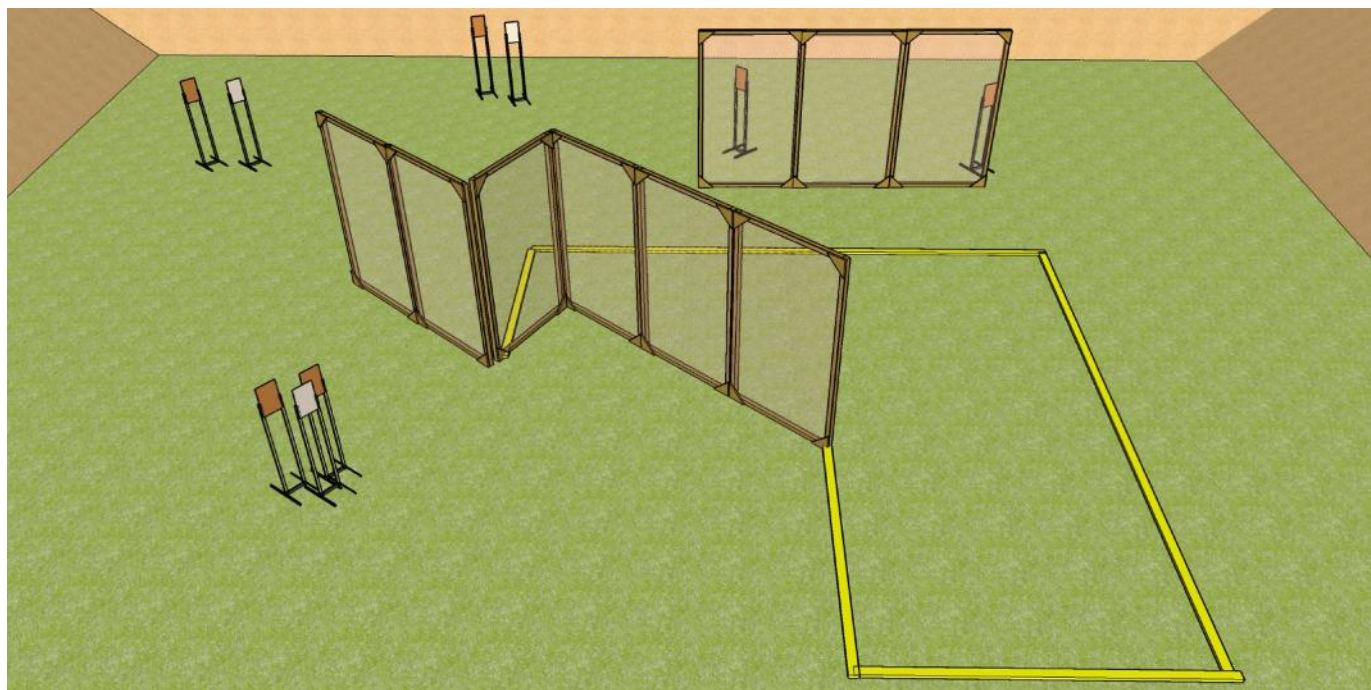
<b>TARGETS:</b> 16 Frangible Clays		<b>MINIMUM NUMBER OF ROUNDS:</b> 16	
<b>AMMUNITION:</b> BIRDSHOT		<b>POSSIBLE POINTS:</b> 80	
<b>TIME START:</b> Audible			
<b>SHOTGUN READY CONDITION:</b>	Option 1 Firearm is loaded, safety engaged.	<b>COMPETITOR READY CONDITION:</b>	Standing in shooting area with heels touching marks, as demonstrated.
<b>PROCEDURE:</b> On the start signal, engage targets from within the designated area.			





## STAGE 5 - SHORT COURSE OF FIRE

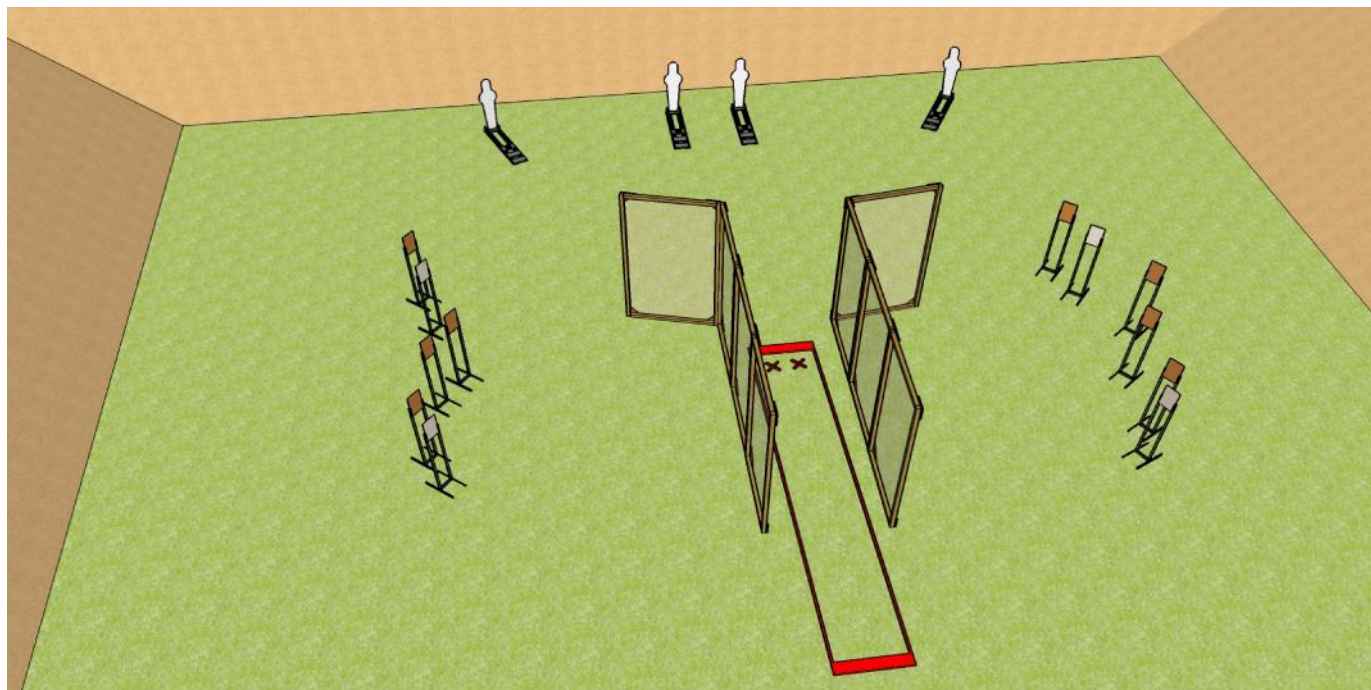
<b>TARGETS:</b> 6 A4 targets 3 A4 Penalty Targets		<b>MINIMUM NUMBER OF ROUNDS:</b> 6	
<b>AMMUNITION:</b> BUCKSHOT MAX 9 PELLETS		<b>POSSIBLE POINTS:</b> 60	
<b>TIME START:</b> Audible			
<b>SHOTGUN READY CONDITION:</b>	Option 1 Firearm is loaded, safety engaged.	<b>COMPETITOR READY CONDITION:</b>	Standing erect, shotgun held in both hands stock touching competitor at hip level, trigger guard downwards, muzzle pointed downrange with fingers outside trigger guard, as demonstrated.
<b>PROCEDURE:</b> On start signal, engage targets from within the designated area. Best two hits for score on IPSC A4 targets.			





## STAGE 6 - MEDIUM COURSE OF FIRE

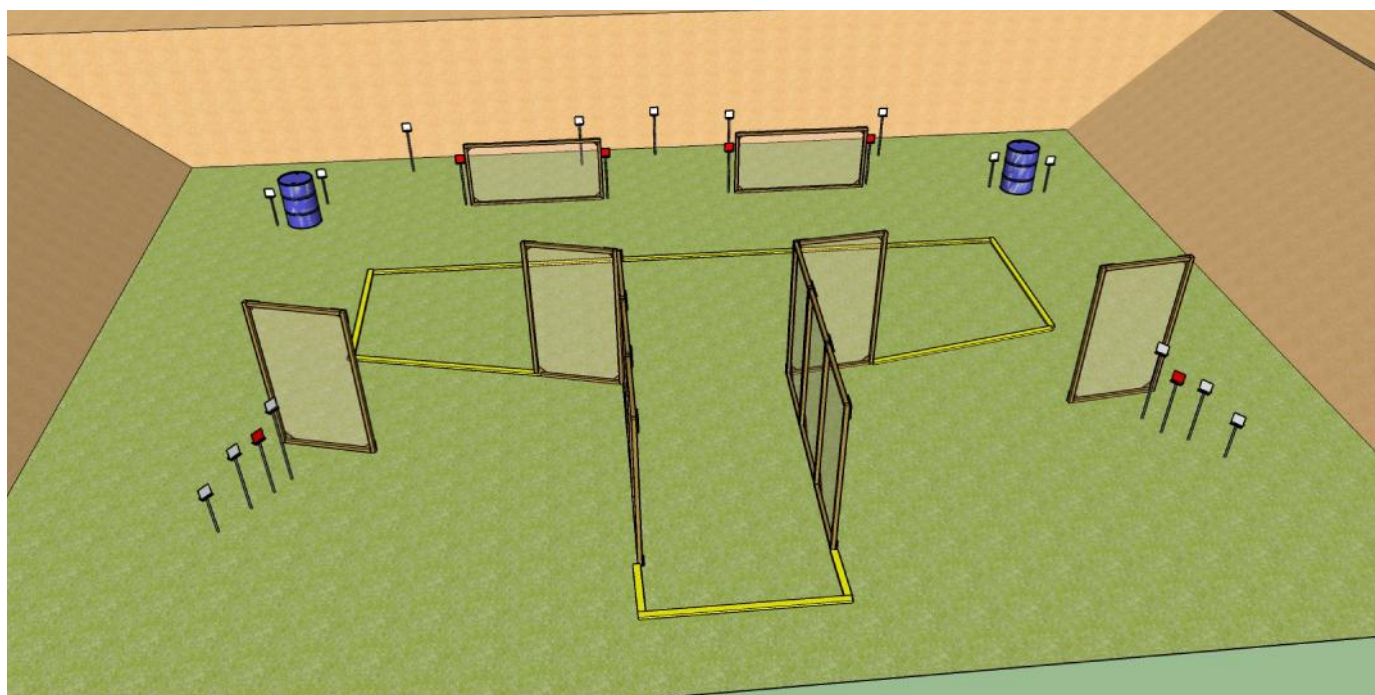
<b>TARGETS:</b>		<b>MINIMUM NUMBER OF ROUNDS:</b>	
8 A4 targets 4 A4 Penalty Targets 4 IPSC Poppers		12	
<b>AMMUNITION:</b>		<b>POSSIBLE POINTS:</b>	
BUCKSHOT MAX 9 PELLETS		100	
<b>TIME START:</b>			
Audible			
<b>SHOTGUN READY CONDITION:</b>	Option 1 Firearm is loaded, safety engaged.	<b>COMPETITOR READY CONDITION:</b>	Standing in shooting area with feet touching marks, as demonstrated.
<b>PROCEDURE:</b> On start signal, engage targets from within the designated area. Best two hits for score on IPSC A4 targets.			





## STAGE 7 - MEDIUM COURSE OF FIRE

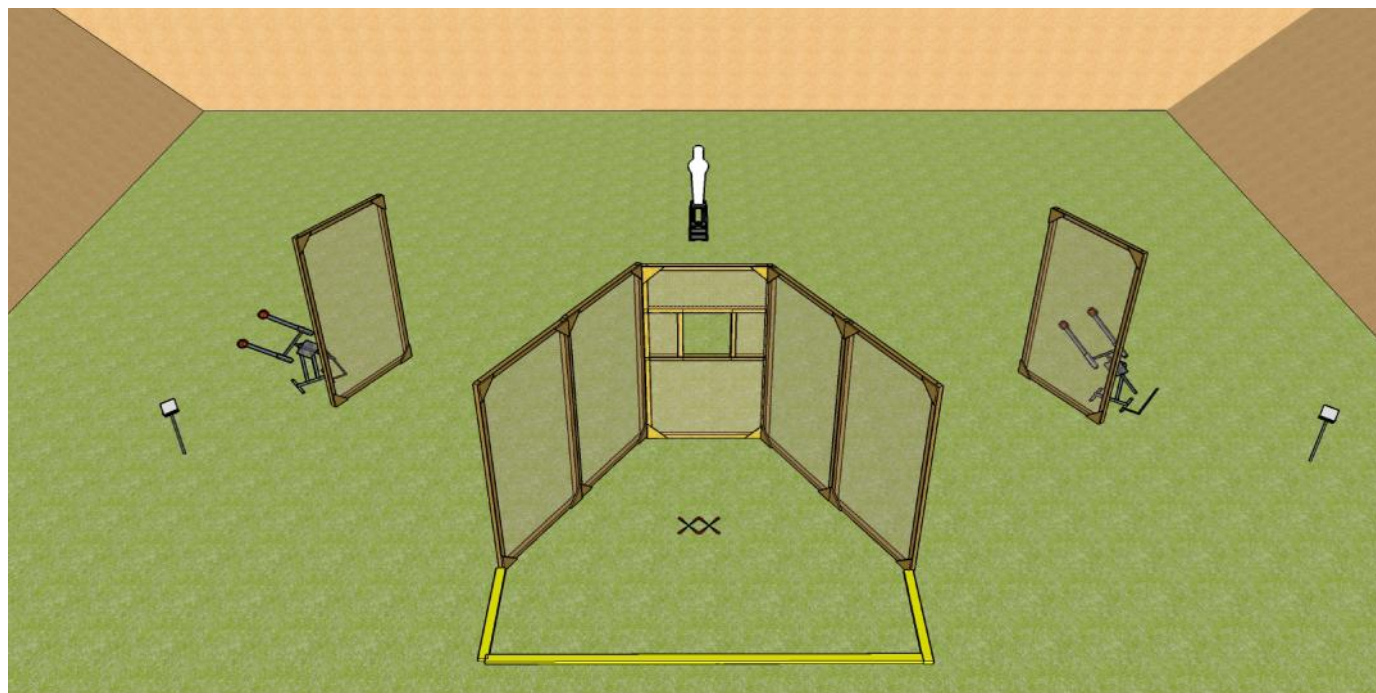
<b>TARGETS:</b> 15 Plates 6 Penalty Plates		<b>MINIMUM NUMBER OF ROUNDS:</b> 15	
<b>AMMUNITION:</b> BIRDSHOT		<b>POSSIBLE POINTS:</b> 75	
<b>TIME START:</b> Audible			
<b>SHOTGUN READY CONDITION:</b>	Option 1 Firearm is loaded, safety engaged.	<b>COMPETITOR READY CONDITION:</b>	Standing erect, shotgun held in both hands stock touching competitor at hip level, trigger guard downwards, muzzle pointed downrange with fingers outside trigger guard, as demonstrated.
<b>PROCEDURE:</b> On the start signal, engage targets from within the designated area.			





## STAGE 8 - SHORT COURSE OF FIRE

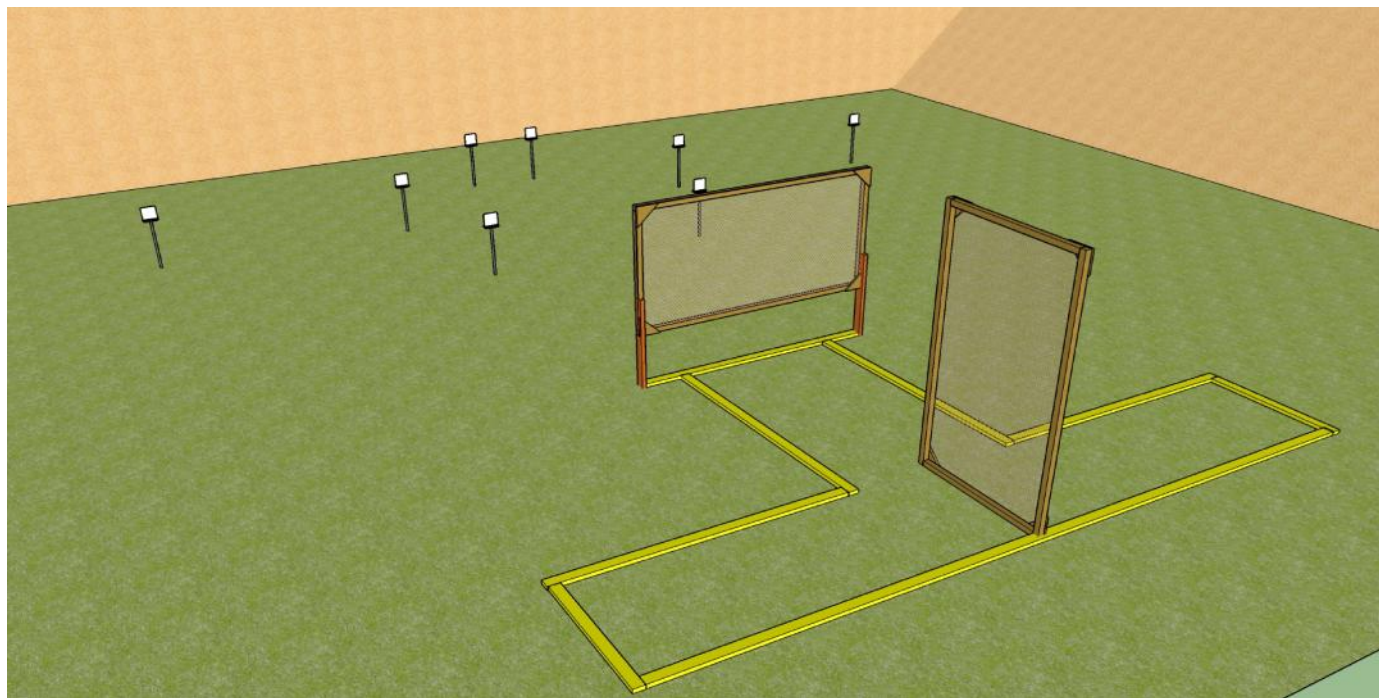
<b>TARGETS:</b>		<b>MINIMUM NUMBER OF ROUNDS:</b>	
1 IPSC Popper 2 Plates 4 Frangible Clays		7	
<b>AMMUNITION:</b>		<b>POSSIBLE POINTS:</b>	
BIRDSHOT		35	
<b>TIME START:</b>			
Audible			
<b>SHOTGUN READY CONDITION:</b>	Option 2 Magazine filled/fitted, chamber empty and the action closed.	<b>COMPETITOR READY CONDITION:</b>	Standing erect, firearm held naturally in strong hand only, fingers outside trigger guard, barrel parallel to the ground, weak arm hanging naturally at the side, feet touching marks, as demonstrated.
<b>PROCEDURE:</b>			
On start signal, engage targets from within the designated area. Popper 1 activates both swingers. Clays 1-4 visible at rest.			





## STAGE 9 - SHORT COURSE OF FIRE

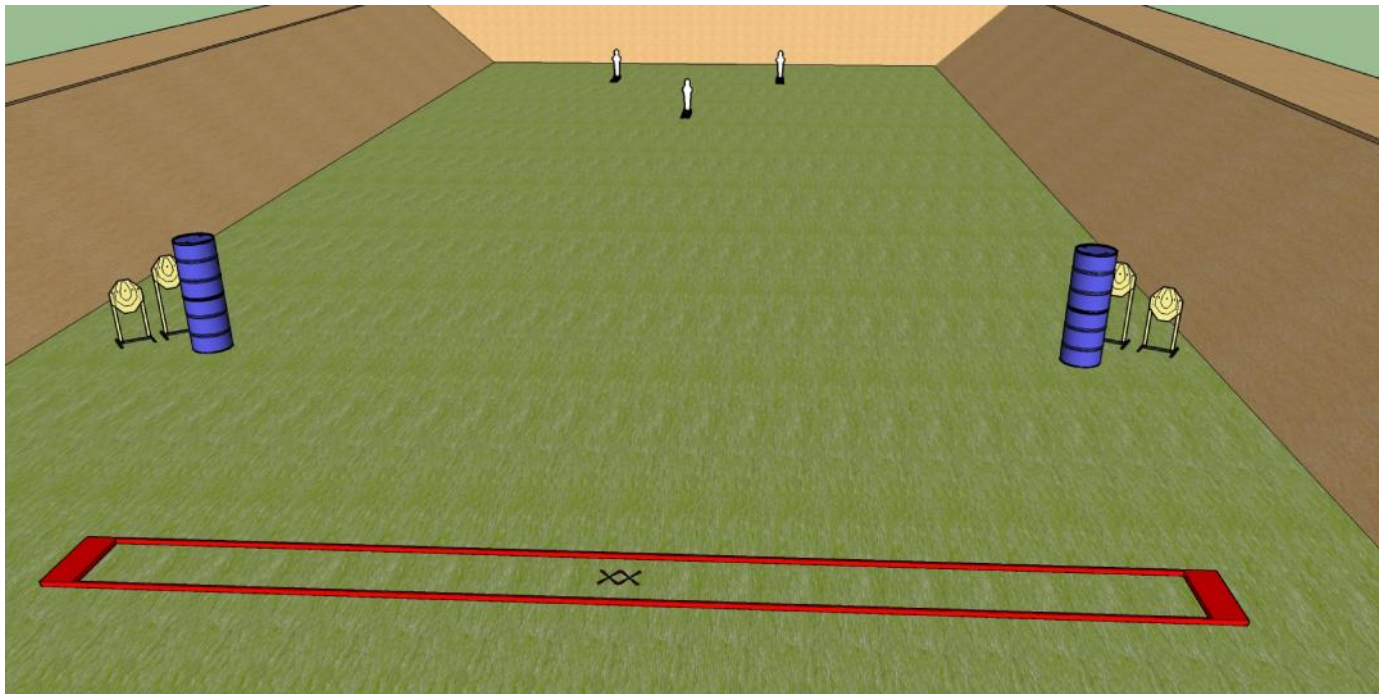
<b>TARGETS:</b> 8 Plates		<b>MINIMUM NUMBER OF ROUNDS:</b> 8	
<b>AMMUNITION:</b> BIRDSHOT		<b>POSSIBLE POINTS:</b> 40	
<b>TIME START:</b> Audible			
<b>SHOTGUN READY CONDITION:</b>	Option 1 Firearm is loaded, safety engaged.	<b>COMPETITOR READY CONDITION:</b>	Standing erect, shotgun held in both hands stock touching competitor at hip level, trigger guard downwards, muzzle pointed downrange with fingers outside trigger guard, as demonstrated.
<b>PROCEDURE:</b> On the start signal, engage targets from within the designated area.			





## STAGE 10 - MEDIUM COURSE OF FIRE

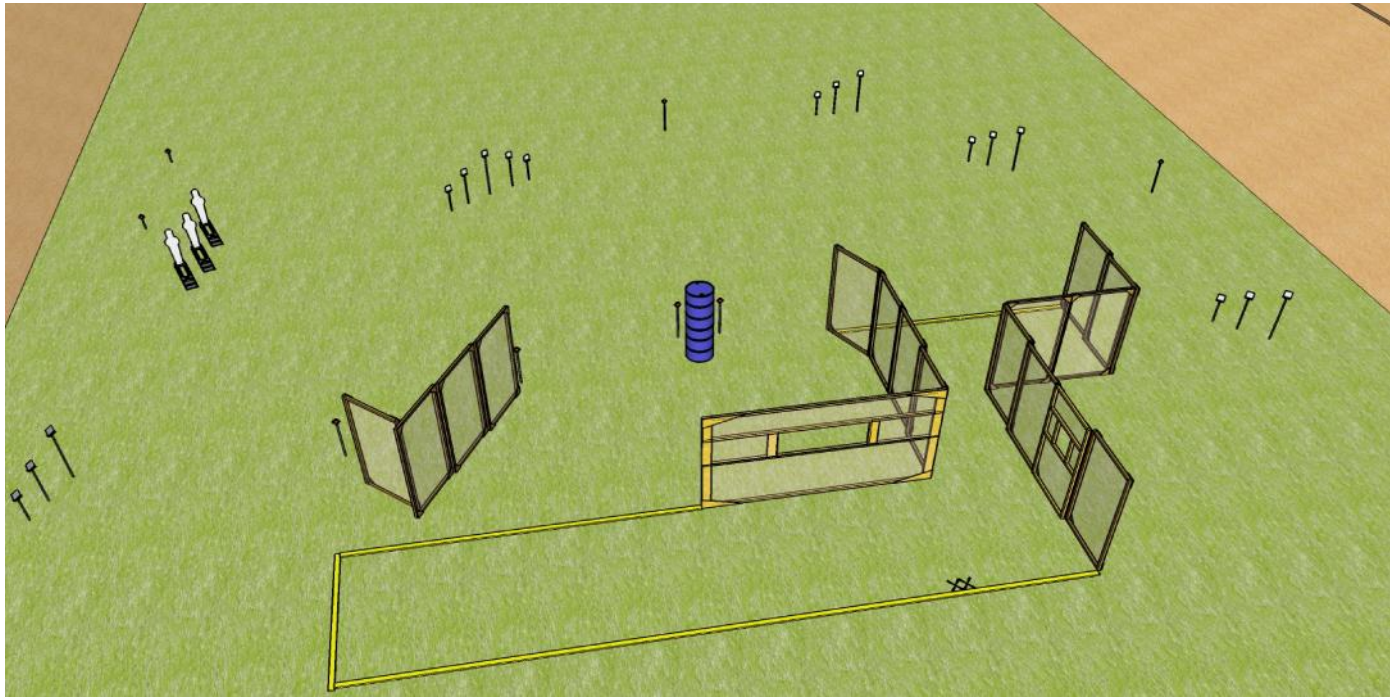
<b>TARGETS:</b> 4 IPSC Classic paper 3 IPSC Poppers		<b>MINIMUM NUMBER OF ROUNDS:</b> 11	
<b>AMMUNITION:</b> SLUG		<b>POSSIBLE POINTS:</b> 55	
<b>TIME START:</b> Audible			
<b>SHOTGUN READY CONDITION:</b>	Option 1 Firearm is loaded, safety engaged.	<b>COMPETITOR READY CONDITION:</b>	Standing erect, shotgun held in both hands stock touching competitor at hip level, trigger guard downwards, muzzle pointed downrange with fingers outside trigger guard, feet touching marks as demonstrated.
<b>PROCEDURE:</b> On start signal, engage targets from within the designated area. Best two scoring hits on paper.			





## STAGE 11 - LONG COURSE OF FIRE

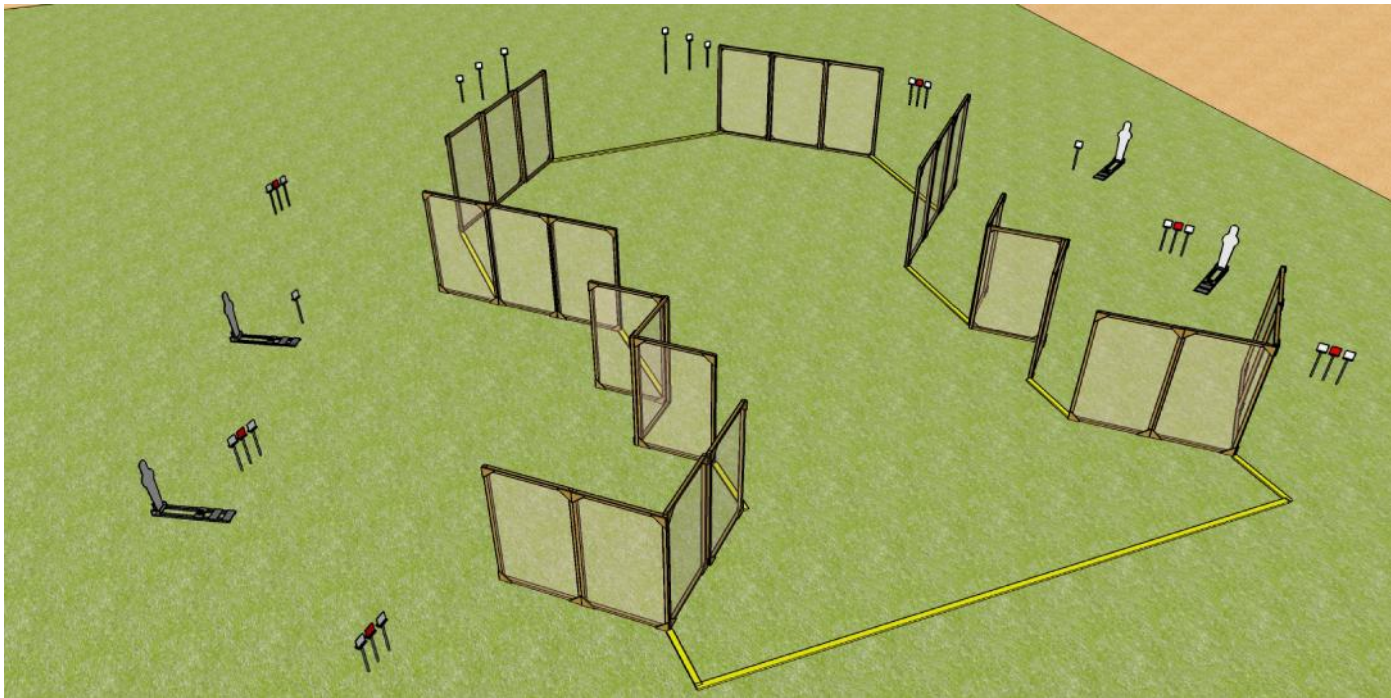
<b>TARGETS:</b>		<b>MINIMUM NUMBER OF ROUNDS:</b>	
17 Plates 8 Frangible Clays 3 IPSC poppers		28	
<b>AMMUNITION:</b>		<b>POSSIBLE POINTS:</b>	
BIRDSHOT		140	
<b>TIME START:</b>			
Audible			
<b>SHOTGUN READY CONDITION:</b>	Option 1    Firearm is loaded, safety engaged.	<b>COMPETITOR READY CONDITION:</b>	Standing erect, shotgun held in both hands stock touching competitor at hip level, trigger guard downwards, muzzle pointed downrange with fingers outside trigger guard, feet touching marks as demonstrated.
<b>PROCEDURE:</b> On the start signal, engage targets from within the designated area.			





## STAGE 12 - LONG COURSE OF FIRE

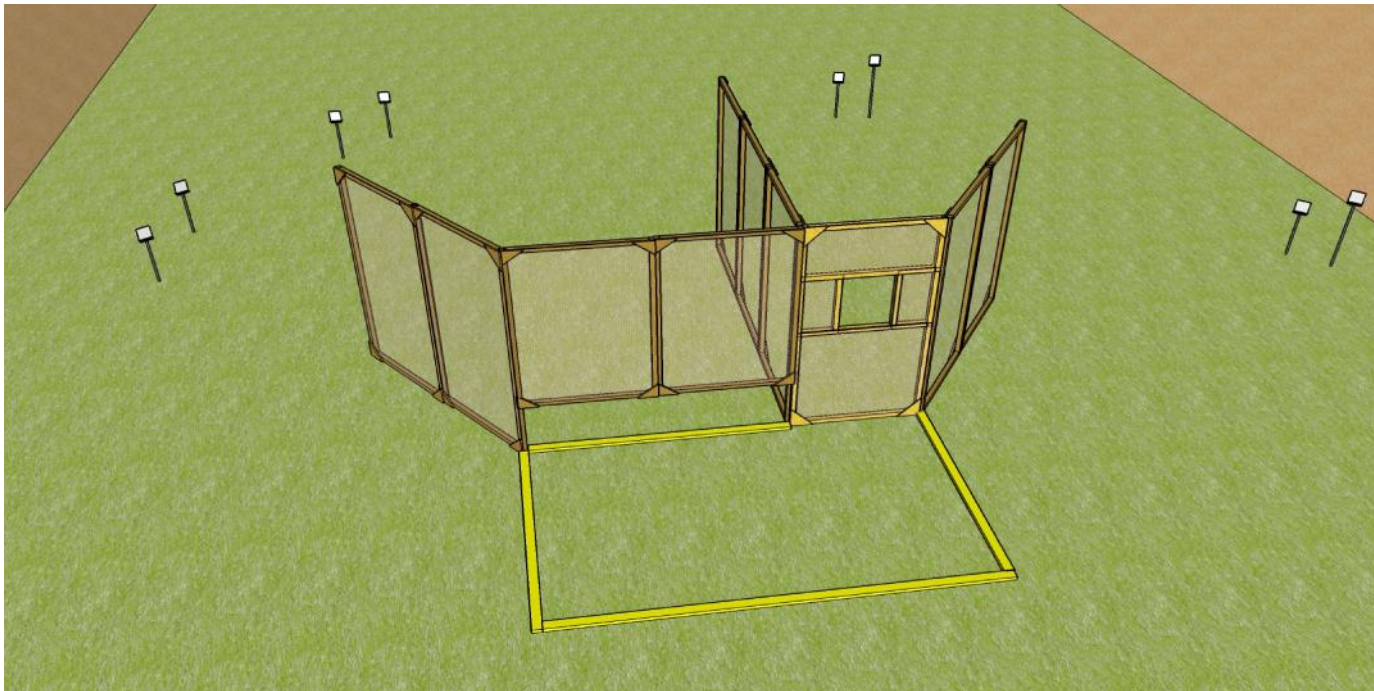
<b>TARGETS:</b> 20 Plates 4 IPSC Poppers 6 Penalty Plates		<b>MINIMUM NUMBER OF ROUNDS:</b> 24	
<b>AMMUNITION:</b> BIRDSHOT		<b>POSSIBLE POINTS:</b> 120	
<b>TIME START:</b> Audible			
<b>SHOTGUN READY CONDITION:</b>	Option 1 Firearm is loaded, safety engaged.	<b>COMPETITOR READY CONDITION:</b>	Standing erect, shotgun held in both hands stock touching competitor at hip level, trigger guard downwards, muzzle pointed downrange with fingers outside trigger guard, as demonstrated.
<b>PROCEDURE:</b> On the start signal, engage targets from within the designated area.			





## STAGE 13 - SHORT COURSE OF FIRE

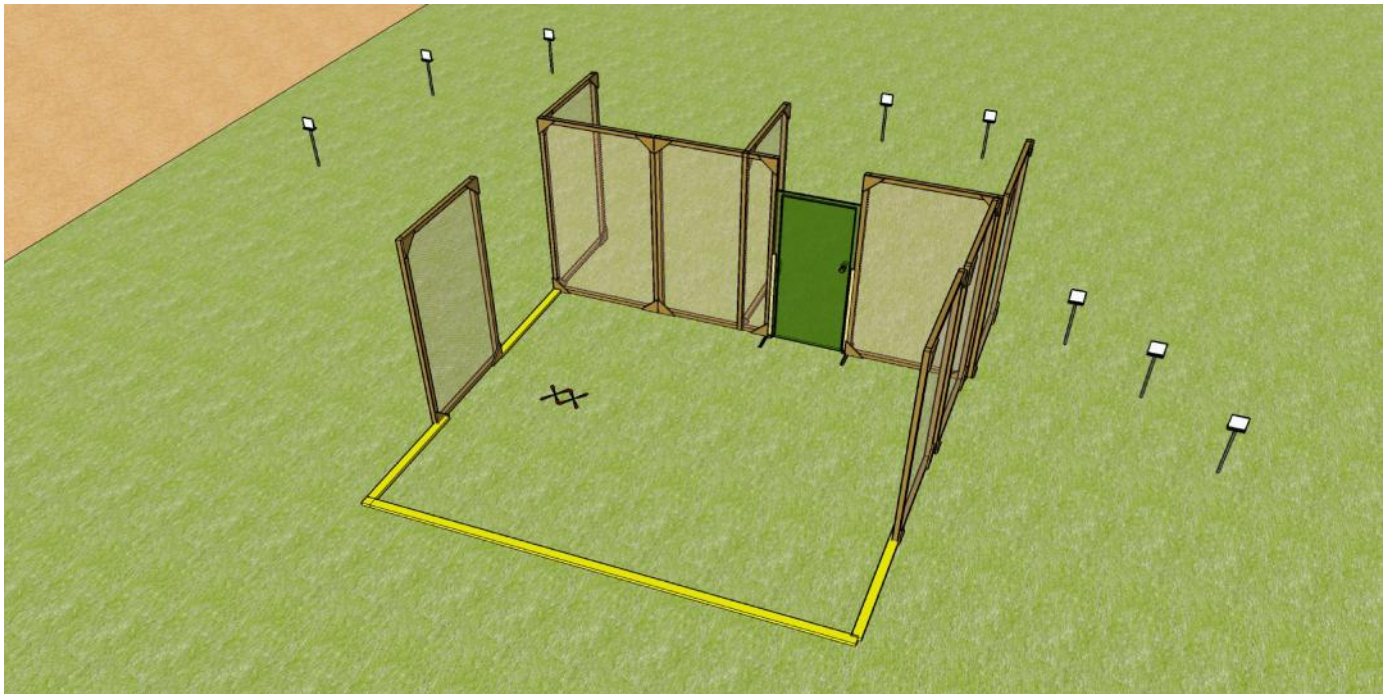
<b>TARGETS:</b> 8 Plates		<b>MINIMUM NUMBER OF ROUNDS:</b> 8	
<b>AMMUNITION:</b> BIRDSHOT		<b>POSSIBLE POINTS:</b> 40	
<b>TIME START:</b> Audible			
<b>SHOTGUN READY CONDITION:</b>	Option 1 Firearm is loaded, safety engaged.	<b>COMPETITOR READY CONDITION:</b>	Standing erect, shotgun held in both hands stock touching competitor at hip level, trigger guard downwards, muzzle pointed downrange with fingers outside trigger guard, as demonstrated.
<b>PROCEDURE:</b> On the start signal, engage targets from within the designated area.			





## STAGE 14 - SHORT COURSE OF FIRE

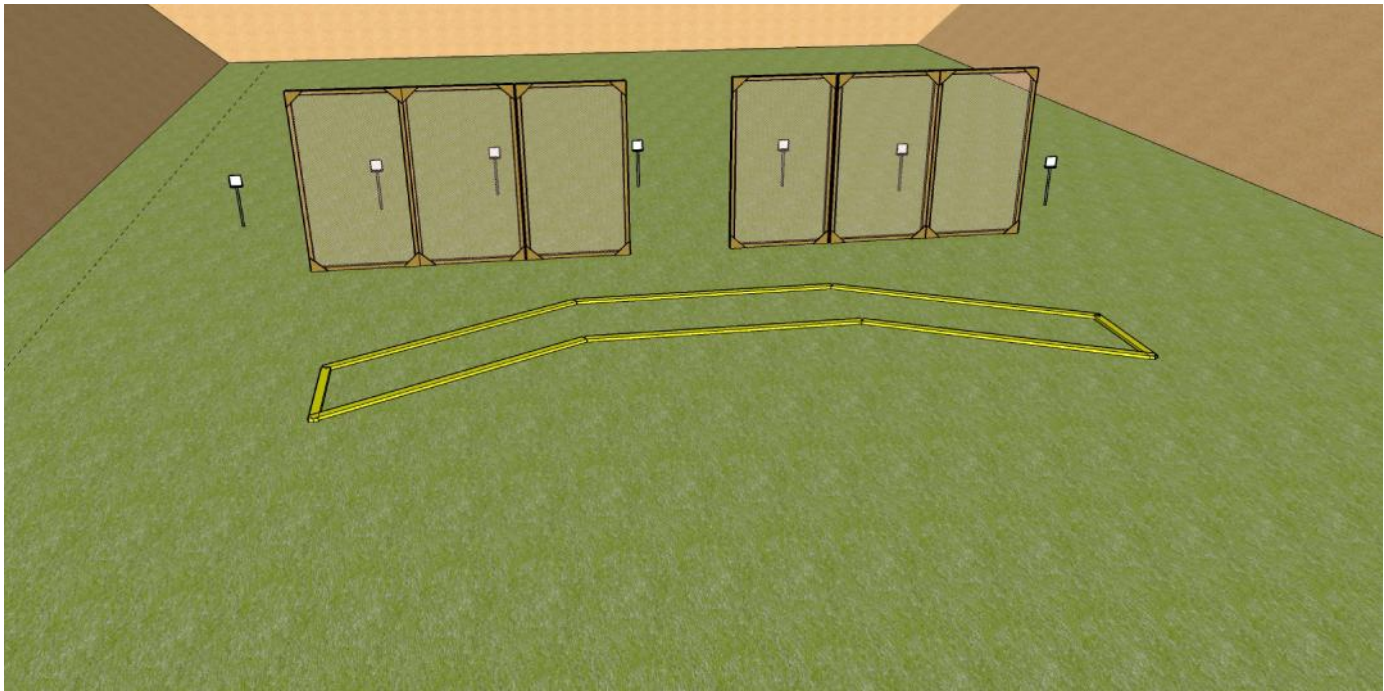
<b>TARGETS:</b> 8 Plates		<b>MINIMUM NUMBER OF ROUNDS:</b> 8	
<b>AMMUNITION:</b> BIRDSHOT		<b>POSSIBLE POINTS:</b> 40	
<b>TIME START:</b> Audible			
<b>SHOTGUN READY CONDITION:</b>	Option 1 Firearm is loaded, safety engaged.	<b>COMPETITOR READY CONDITION:</b>	Standing erect, shotgun held in both hands stock touching competitor at hip level, trigger guard downwards, muzzle pointed downrange with fingers outside trigger guard, feet touching marks as demonstrated.
<b>PROCEDURE:</b> On the start signal, engage targets from within the designated area. Door opens inwards towards shooting area, may only be opened using hand(s).			





## STAGE 15 - SHORT COURSE OF FIRE

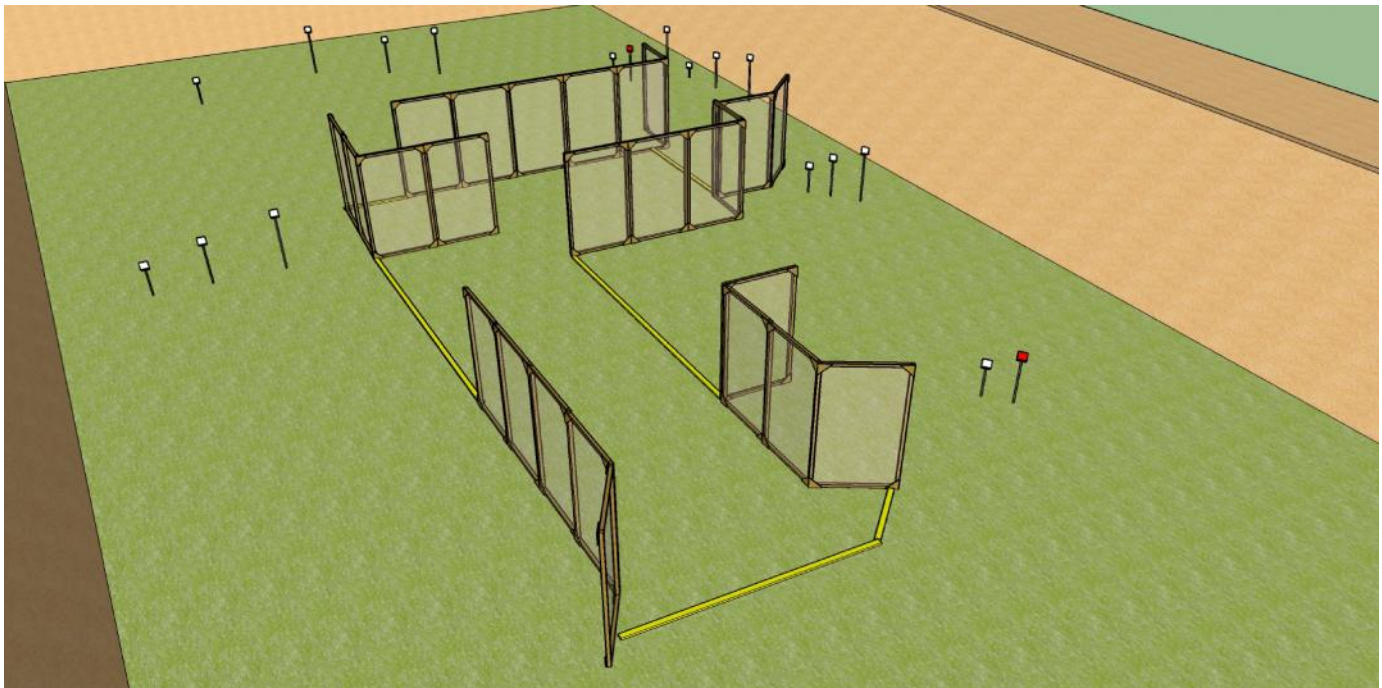
<b>TARGETS:</b> 7 Plates		<b>MINIMUM NUMBER OF ROUNDS:</b> 7	
<b>AMMUNITION:</b> BIRDSHOT		<b>POSSIBLE POINTS:</b> 35	
<b>TIME START:</b> Audible			
<b>SHOTGUN READY CONDITION:</b>	Option 1 Firearm is loaded, safety engaged.	<b>COMPETITOR READY CONDITION:</b>	Standing erect, shotgun held in both hands stock touching competitor at hip level, trigger guard downwards, muzzle pointed downrange with fingers outside trigger guard, as demonstrated.
<b>PROCEDURE:</b> On the start signal, engage targets from within the designated area.			





## STAGE 16 - MEDIUM COURSE OF FIRE

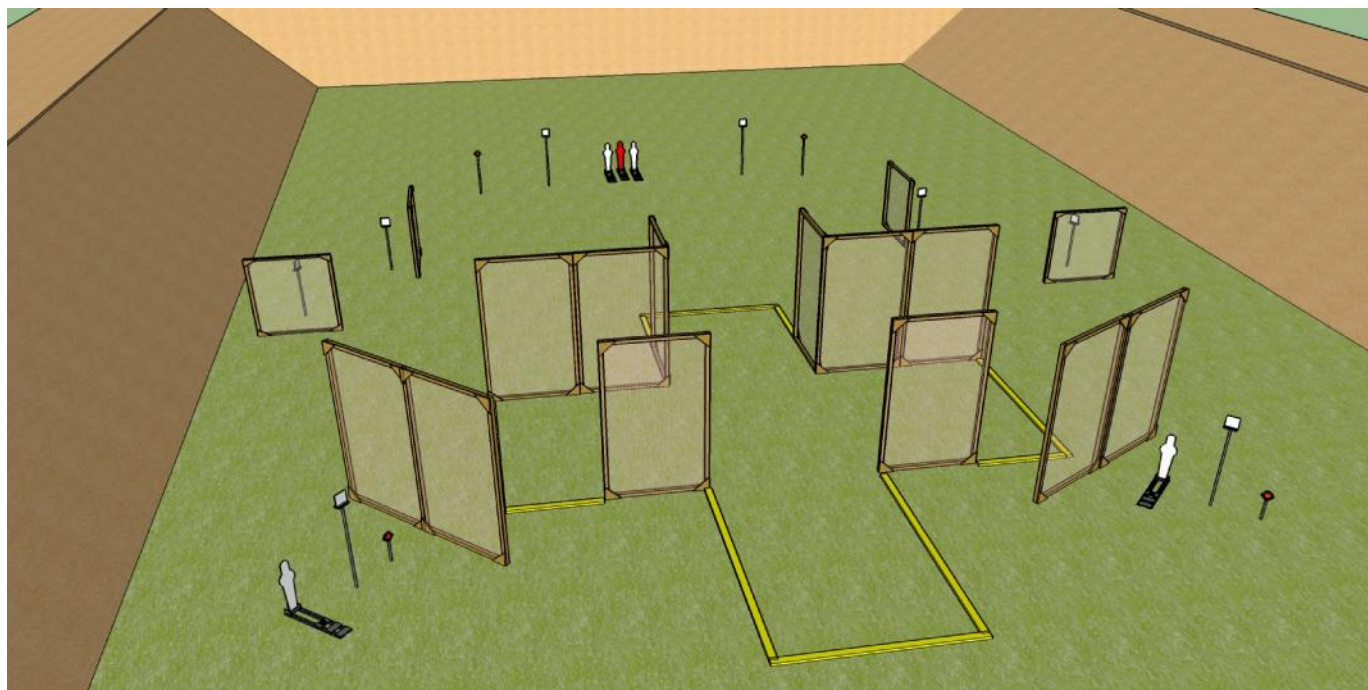
<b>TARGETS:</b> 16 Plates 2 Penalty Plate		<b>MINIMUM NUMBER OF ROUNDS:</b> 16	
<b>AMMUNITION:</b> BIRDSHOT		<b>POSSIBLE POINTS:</b> 80	
<b>TIME START:</b> Audible			
<b>SHOTGUN READY CONDITION:</b>	Option 1 Firearm is loaded, safety engaged.	<b>COMPETITOR READY CONDITION:</b>	Standing erect, shotgun held in both hands stock touching competitor at hip level, trigger guard downwards, muzzle pointed downrange with fingers outside trigger guard, as demonstrated.
<b>PROCEDURE:</b> On the start signal, engage targets from within the designated area.			





## STAGE 17 - MEDIUM COURSE OF FIRE

<b>TARGETS:</b>		<b>MINIMUM NUMBER OF ROUNDS:</b>	
8 Plates 4 Frangible Clays 4 IPSC Poppers 1 Penalty Popper		16	
<b>AMMUNITION:</b>		<b>POSSIBLE POINTS:</b>	
BIRDSHOT		80	
<b>TIME START:</b>			
Audible			
<b>SHOTGUN READY CONDITION:</b>	Option 1 Firearm is loaded, safety engaged.	<b>COMPETITOR READY CONDITION:</b>	Standing erect, shotgun held in both hands stock touching competitor at hip level, trigger guard downwards, muzzle pointed downrange with fingers outside trigger guard, as demonstrated.
<b>PROCEDURE:</b> On the start signal, engage targets from within the designated area.			





## STAGE 18 - LONG COURSE OF FIRE

<b>TARGETS:</b>		<b>MINIMUM NUMBER OF ROUNDS:</b>	
16 Plates 12 Frangible Clays		28	
<b>AMMUNITION:</b>		<b>POSSIBLE POINTS:</b>	
BIRDSHOT		140	
<b>TIME START:</b>			
Audible			
<b>SHOTGUN READY CONDITION:</b>	Option 1    Firearm is loaded, safety engaged.	<b>COMPETITOR READY CONDITION:</b>	Standing behind barrel, muzzle pointed directly downrange, shotgun held in both hands stock touching competitor at hip level, as demonstrated.
<b>PROCEDURE:</b> On the start signal, engage targets from within the designated area.			

